
















TRAIN THE TRAINER LESSON PLAN

Time duration	YOU 	STAFF 	Topic Learning Objectives	MENTOR Summary of session	Resources
10.00am 15 mins			Introduction Who you are and what the course learning objective s are.	Introduce yourself and – Outline what the day will consist of Outline the learning objectives and aims you want the training personnel to achieve by the end of the training. Find out their training style and how they usually carry out training to staff.	Paper Pens Discussion
10.15am 30 mins			Assessment To establish knowledge base	Assessment	Assessment paper
30 mins			To establish what areas need explaining. Have an overview of material in oral care manual	Discuss mark and analyse question paper Answer queries and questions Look through the oral care manual and booklet	Oral Care booklet and manual
10 mins Break					

<p>11.25am</p> <p>95 mins</p>	    	<p>To have an overall understanding of the presentation</p> <p>To give suggestions of how to make training sessions fun and interactive</p>	<p>Talk through Train the Trainer presentation</p> <ul style="list-style-type: none"> <input type="checkbox"/> Teeth and mouth <input type="checkbox"/> Oral health and the body <input type="checkbox"/> Daily oral care <input type="checkbox"/> Oral Care and dementia <input type="checkbox"/> Oral health assessments <p>Practical Discuss answers to Case studies that trainer can use Cream crackers – to experience what a dry mouth feels like Quiz – sugar game Demo brushing with Teeth model and toothbrush</p> <p>For student to make notes on picture notes form</p>	<p>A4 Presentation</p> <p>Oral health assessment form</p> <p>Cream crackers Quiz paper (sugar drinks) Teeth model Toothbrush Case scenarios Pen & paper</p>
		<p>Products To understand what products are recommended and why</p>	<p>Toothbrush Safe alternative to sponge swab Gauze Toothpaste</p>	<p>Small headed toothbrush 360 DEGREE TOOTHBRUSH Moutheze Gauze Oralieve toothpaste</p>
<p>1pm</p>		<p>20 mins Break</p>		

<p>1.20pm 25 mins</p>		<p>To understand the content of the presentation</p>	<p>Discuss and review presentation for care home</p>	<p>Presentation</p>
<p>1.45pm 15 mins</p>		<p>Trainer to give a 10 mins training demonstration</p>	<p>Micro teaching session Select any section</p>	<p>Presentation</p>
<p>2.00pm 60 mins</p>	 	<p>Develop a bespoke training plan for trainer to use.</p>	<p>Analysis and discussion Find out from the student their strengths & weaknesses are.</p> <p>Help plan the trainers training session – give suggestions what to include</p>	<p>Suggestions paper</p>

EVALUATION

Have the learning outcomes been achieved satisfactorily?

Please note that you are not expected to be an expert in oral health!

QUESTION	YES I feel satisfied	NO I require more mentoring	COMMENTS
Understanding of the mouth			
Understanding of what best practice is for daily oral care			
Understanding of denture care			
Able to demonstrate brushing on a model			
Feel confident in delivering oral care training to care staff			
Understand what is required to satisfy CQC compliance in oral care			
It would be helpful to have your feedback of the training today overall			