




















TRAIN THE TRAINER

LESSON PLAN

Time duration	YOU  STAFF 	Topic (Learning Objective)	Specific Learning Objectives	Resources
10.00am 15 mins		Introduction Who you are and what the course learning objectives are.	Introduction – Outline what the day will consist of Have paperwork and presentation ready Outline the learning objectives and aims you want the training personnel to achieve by the end of the training.	Paper Pens
10.15am 30 mins	  	Multiple choice questionnaire 20 mins	Activity TEST To establish how much knowledge obtained. Go through paper to ascertain knowledge base	Paper Questionnaire sheet Pens Timer Answer sheet
15mins	 	Go through answers	Discuss questions that the training staff misinterpreted, got wrong or establish that they have fully understood the questions that he/she has answered correctly.	
15mins	 	Look at aspects of the presentation that you can put a practical element to it	Sucking a sour sweet whilst talking to experience drooling	Sour sweets
15mins	 	Look at products	Toothbrush Toothpaste Gauze Adapted toothbrush	Toothbrush Toothpaste Gauze Adapted toothbrush
15 min Break				

11.15am 75 mins		Go through presentation	Talk through Train the Trainer presentation Toothbrushing Toothpastes Specialist products (Corsodyl, dry mouth products) Diet Positioning Palliative oral care products	Teeth Model Toothbrushes Toothpaste samples Corsodyl (Gel, MW) Dry mouth samples (spray, gel, toothpastes) Oralieve paste/gel Moutheze (MC3)
12.30pm 15 mins		Practical	Discuss Case studies that trainer can use	Presentation
12.45pm 15 mins		Clinical governance	Oral Assessments Oral care Policies What do you think should be included in a care policy What do think you should be looking for in an oral health assessment	Oral Assessment form Torch pen
Lunch 30 mins				
1.30pm 45 mins		Go through Training presentation for care home	Discuss and review presentation for care home	Presentation
2.15pm 15 mins		Trainer to give a 10 mins training demonstration	Micro teaching session	Presentation
2.30pm 30 mins	 	Analysis /discussion	Discuss/critique student teaching session. Give constructive feedback where needed to improve. Overview of the day Answer and question time	Certification

EVALUATION

Have the learning outcomes been achieved satisfactorily?

Please note that you are not expected to be an expert in oral health!

QUESTION	YES I feel satisfied	NO I require more mentoring	COMMENTS
Understanding of the mouth			
Understanding of what best practice is for daily oral care			
Understanding of assisting the dependent person with oral care			
Able to demonstrate brushing on a model			
Feel confident in delivering oral care training to care staff			
Understand what is required to satisfy CQC compliance in oral care			
It would be helpful to have your feedback of the training today overall			